



2023 Apollo Projects NZ Age Group S...



Swimming New Zealand



800m Freestyle Men Final

Points Swimmers Files Scoreboard

- Session 1 Wed | 09:10 AM
- Session 2 Wed | LIVE**
- Session 3 Thu | 09:10 AM
- Session 4 Thu | 05:40 PM
- Session 5 Fri | 09:10 AM
- Session 6 Fri | 05:40 PM
- Session 7 Sat | 09:10 AM
- Session 8 Sat | 05:40 PM

Session 2 | Wednesday 05:40 PM

1	05:40 PM	400m Freestyle Women Fi...
2	06:15 PM	100m Butterfly Men Final
3	06:30 PM	100m Butterfly Women Final
4	06:46 PM	100m Breaststroke Men Fi...
101	07:03 PM	100m Breaststroke Men M...
102	07:09 PM	100m Breaststroke Wome...
5	07:39 PM	200m Individual Medley W...
6	08:02 PM	50m Backstroke Men Final
7	08:16 PM	50m Backstroke Women Fi...
8	08:30 PM	800m Freestyle ... LIVE
9	08:42 PM	4x50m Freestyle Mixed Fin...
90	08:52 PM	4x50m Freestyle Mixed 16 ...

5 **200m Individual Medley Women Final** Official

Qualified Summary

1 **Final 13 years, 1 (5)** Official

heat Started at: 07:57 PM



Lane	Competitor	Age	Club	RT	FINA	Rank	Result
3	Kiri Yamaga...	13	Howic...	+0.71		3	2:32.02 Entry: 2:37.70 (- 5.68)
50m: 31.30		100m: 1:10.14 (38.84)					
150m: 1:58.60 (48.46)		200m: 2:32.02 (33.42)					
4	Violet Carter	13	Ice Br...	+0.81		2	2:31.71 Entry: 2:34.46 (- 2.75)
50m: 32.07		100m: 1:10.12 (38.05)					
150m: 1:56.49 (46.37)		200m: 2:31.71 (35.22)					
5	Bianca Chan	13	Roskill...	+0.70		1	2:31.49 Entry: 2:34.96 (- 3.47)
50m: 30.87		100m: 1:11.87 (41.00)					
150m: 1:55.96 (44.09)		200m: 2:31.49 (35.53)					
6	Arissa Liu	13	Phoe...	+0.76		4	2:39.03 Entry: 2:42.38 (- 3.35)
50m: 31.39		100m: 1:11.95 (40.56)					
150m: 2:01.64 (49.69)		200m: 2:39.03 (37.39)					



2 **Final 14 years, 2 (5)** Official

heat Started at: 08:02 PM

Lane	Competitor	Age	Club	RT	FINA	Rank	Result
1	Blanche Fre...	14	New C...	+0.77		8	2:39.98 Entry: 2:40.18 (- 0.20)
50m: 32.42		100m: 1:13.66 (41.24)					
150m: 2:02.96 (49.30)		200m: 2:39.98 (37.02)					
2	Lisa Shi	14	Howic...	+0.69		3	2:34.08 Entry: 2:36.13 (- 2.05)
50m: 32.59		100m: 1:12.35 (39.76)					
150m: 1:57.45 (45.10)		200m: 2:34.08 (36.63)					
3	Alex McInto...	14	Mt We...	+0.74		2	2:31.91 Entry: 2:35.73 (- 3.82)
50m: 32.99		100m:					
150m: 1:56.44(1:56.44)		200m: 2:31.91 (35.47)					
4	Bridie Quayle	14	Whare...	+0.83		1	2:24.38 Entry: 2:25.45 (- 1.07)
50m: 31.38		100m: 1:06.59 (35.21)					
150m: 1:49.54 (42.95)		200m: 2:24.38 (34.84)					
5	Clara Delun...	14	New C...	+0.78		5	2:34.59 Entry: 2:35.50 (- 0.91)
50m: 32.14		100m: 1:11.82 (39.68)					
150m: 1:58.20 (46.38)		200m: 2:34.59 (36.39)					
6	Heidi Winter	14	Alexa...	+0.70		6	2:34.60

50m: 32.20 100m: 1:11.70 (39.50)
150m: 1:58.70 (47.00) 200m: 2:34.60 (35.90)



7  **Rio Sasamo...** 14  +0.65 4 **2:34.37**
Entry: 2:39.43 (- 5.06)
50m: 32.93 100m: 1:11.41 (38.48)
150m: 1:58.95 (47.54) 200m: 2:34.37 (35.42)



8  **Marina Nadi...** 14  +0.75 7 **2:39.56**
Entry: 2:43.69 (- 4.13)
50m: 32.21 100m: 1:12.35 (40.14)
150m: 2:02.79 (50.44) 200m: 2:39.56 (36.77)



3 Final 15 years, 3 (5)



heat Started at: 08:06 PM



Official



Lane Competitor Age Club RT FINA Rank Result
0  **Zaniqua Pra...** 15  +0.78 9 **2:33.85**
Entry: 2:36.29 (- 2.44)
50m: 32.45 100m: 1:13.70 (41.25)
150m: 1:59.19 (45.49) 200m: 2:33.85 (34.66)



1  **Alyssa Tapp...** 15  +0.70 10 **2:36.97**
Entry: 2:35.17 (+ 1.80)
50m: 31.64 100m: 1:09.78 (38.14)
150m: 1:59.45 (49.67) 200m: 2:36.97 (37.52)



2  **Mae-Ying R...** 15  +0.79 5 **2:32.51**
Entry: 2:34.62 (- 2.11)
50m: 32.91 100m: 1:11.28 (38.37)
150m: 1:58.00 (46.72) 200m: 2:32.51 (34.51)



3  **Ania Maritz** 15  +0.72 4 **2:31.66**
Entry: 2:31.99 (- 0.33)
50m: 30.83 100m: 1:10.02 (39.19)
150m: 1:55.84 (45.82) 200m: 2:31.66 (35.82)



4  **Kate Hurley** 15  +0.72 1 **2:25.22**
Entry: 2:27.68 (- 2.46)
50m: 30.69 100m: 1:09.05 (38.36)
150m: 1:49.76 (40.71) 200m: 2:25.22 (35.46)

5  **Jasmine Lyl...** 15  +0.70 2 **2:28.56**
Entry: 2:28.27 (+ 0.29)
50m: 31.11 100m: 1:10.30 (39.19)
150m: 1:51.98 (41.68) 200m: 2:28.56 (36.58)

6  **Nina De Cos...** 15  +0.66 3 **2:29.56**
Entry: 2:34.20 (- 4.64)
50m: 31.71 100m: 1:11.77 (40.06)
150m: 1:55.81 (44.04) 200m: 2:29.56 (33.75)

7  **Holly Nelson** 15  +0.72 7 **2:33.63**
Entry: 2:34.95 (- 1.32)
50m: 32.66 100m: 1:10.65 (37.99)
150m: 1:58.42 (47.77) 200m: 2:33.63 (35.21)



8  **Freya Hings...** 15  +0.76 8 **2:33.66**
Entry: 2:36.26 (- 2.60)
50m: 31.41 100m: 1:10.56 (39.15)
150m: 1:56.99 (46.43) 200m: 2:33.66 (36.67)



9  **Olivia Bates** 15  +0.74 6 **2:32.85**
Entry: 2:36.37 (- 3.52)
50m: 32.55 100m: 1:12.60 (40.05)
150m: 1:58.04 (45.44) 200m: 2:32.85 (34.81)

4 Final 16 years, 4 (5)



heat Started at: 08:11 PM

Official

Lane Competitor Age Club RT FINA Rank Result
0  **Elisha Lam** 16  +0.69 9 **2:34.96**
Entry: 2:35.37 (- 0.41)
50m: 32.55 100m: 1:12.68 (40.13)
150m: 1:56.96 (44.28) 200m: 2:34.96 (38.00)

1  **Kate Cowan** 16  +0.73 7 **2:33.92**
Entry: 2:34.62 (- 0.70)
50m: 33.13 100m: 1:13.15 (40.02)
150m: 1:56.72 (43.57) 200m: 2:33.92 (37.20)

2  **Rebecca Pit...** 16  +0.72 4 **2:29.65**
Entry: 2:32.32 (- 2.67)
50m: 30.50 100m: 1:10.27 (39.77)
150m: 1:53.85 (43.58) 200m: 2:29.65 (35.80)

3  **Alina Wong** 16  +0.59 3 **2:27.10**
Entry: 2:27.61 (- 0.51)

	50m: 30.99 150m: 1:52.60 (43.99)	100m: 1:08.61 (37.62) 200m: 2:27.10 (34.50)				
4	Danielle Asi...	16	Howic... +0.64	1	2:20.45 Entry: 2:23.17 (- 2.72)	
	50m: 29.64 150m: 1:46.35 (41.85)	100m: 1:04.50 (34.86) 200m: 2:20.45 (34.10)				
5	Alexandra C...	16	United... +0.73	2	2:24.12 Entry: 2:27.26 (- 3.14)	
	50m: 29.94 150m: 1:48.25 (42.65)	100m: 1:05.60 (35.66) 200m: 2:24.12 (35.87)				
6	Hannah Piper	16	United... +0.70	5	2:29.98 Entry: 2:30.80 (- 0.82)	
	50m: 30.92 150m: 1:54.94 (46.01)	100m: 1:08.93 (38.01) 200m: 2:29.98 (35.04)				
7	Brooke Swan	16	Tasm... +0.62	8	2:34.37 Entry: 2:34.49 (- 0.12)	
	50m: 31.03 150m: 1:59.45 (46.99)	100m: 1:12.46 (41.43) 200m: 2:34.37 (34.92)				
8	Sophie Wint...	16	Alexa... +0.71	10	2:36.14 Entry: 2:35.17 (+ 0.97)	
	50m: 32.58 150m: 1:58.75 (46.63)	100m: 1:12.12 (39.54) 200m: 2:36.14 (37.39)				
9	Louise Eccl...	16	United... +0.73	6	2:33.23 Entry: 2:35.56 (- 2.33)	
	50m: 30.68 150m: 1:57.08 (47.79)	100m: 1:09.29 (38.61) 200m: 2:33.23 (36.15)				

5		Final 17-18 years, 5 (5)					Official	
heat	Started at: 08:16 PM							
Lane	Competitor	Age	Club	RT	FINA	Rank	Result	
0	Maddy Hort...	17	Jasi S...	+0.69		10	2:34.76 Entry: 2:30.76 (+ 4.00)	
	50m: 31.71 150m: 1:57.64 (46.40)	100m: 1:11.24 (39.53) 200m: 2:34.76 (37.12)						
1	Charlie Two...	18	Coast...	+0.69		7	2:27.38 Entry: 2:29.72 (- 2.34)	
	50m: 31.09 150m: 1:52.39 (44.30)	100m: 1:08.09 (37.00) 200m: 2:27.38 (34.99)						
2	Molly Player	18	Nga T...	+0.73		5	2:25.59 Entry: 2:27.72 (- 2.13)	
	50m: 30.65 150m: 1:50.40 (44.39)	100m: 1:06.01 (35.36) 200m: 2:25.59 (35.19)						
3	Talitha McE...	17	Mt Ma...	+0.72		4	2:25.42 Entry: 2:26.19 (- 0.77)	
	50m: 29.27 150m: 1:51.00 (45.74)	100m: 1:05.26 (35.99) 200m: 2:25.42 (34.42)						
4	Hope Chmiel	17	Viking...	+0.73		1	2:20.14 Entry: 2:21.55 (- 1.41)	
	50m: 29.80 150m: 1:46.35 (41.30)	100m: 1:05.05 (35.25) 200m: 2:20.14 (33.79)						
5	Lanihei Con...	17	TBSS ...	+0.68		2	2:21.97 Entry: 2:23.63 (- 1.66)	
	50m: 30.13 150m: 1:47.32 (39.65)	100m: 1:07.67 (37.54) 200m: 2:21.97 (34.65)						
6	Rebecca Wil...	18	Phoe...	+0.65		3	2:24.57 Entry: 2:26.73 (- 2.16)	
	50m: 30.81 150m: 1:50.83 (40.87)	100m: 1:09.96 (39.15) 200m: 2:24.57 (33.74)						
7	Abby David...	17	United... +0.77	8	2:29.75 Entry: 2:29.38 (+ 0.37)			
	50m: 31.63 150m: 1:53.67 (42.63)	100m: 1:11.04 (39.41) 200m: 2:29.75 (36.08)						
8	Maia Adams	18	Raum... +0.73	6	2:26.35 Entry: 2:30.48 (- 4.13)			
	50m: 31.06 150m: 1:51.55 (42.89)	100m: 1:08.66 (37.60) 200m: 2:26.35 (34.80)						
9	Charlotte Gi...	17	Tawa ... +0.65	9	2:32.82 Entry: 2:32.25 (+ 0.57)			
	50m: 31.29 150m: 1:57.86 (46.70)	100m: 1:11.16 (39.87) 200m: 2:32.82 (34.96)						